LifeSct.com
Life Scientists' Service Center

SuperECL™ Western Blotting Detection Kits



SuperECL™ Plus Western Blotting Detection Kit is a super sensitive, luminol-based enhanced chemiluminescent substrate for the detection of horseradish peroxidase (HRP) on immunoblots. The kit enables femtogram detection of antigen by oxidizing luminol in the presence of HRP and peroxide.

	Sensitivity	Signal Duration	Primary Ab Dilution	Secondary Ab Dilution
SuperECL™	Picogram to low femtogram	< 8h	1:1,000-1:30,000	1:50,000-1:200,000
SuperECL™ Plus	High femtogram	< 4h	1:5,000-1:30,000	1:100,000-1:300,000

Key Features

- High sensitivity: Detect low-picogram to high-femtogram amounts of target protein on nitrocellulose or PVDF membrane.
- High signal stability: Incubated blots provide stable signal duration over 4 hour time period.
- Cost-effective: Use much less antibody.

*"I have been using LifeSct's **SuperECL Western Blotting Detection Kit** for a while and recently also start using LifeSct's **SuperECL Plus Western Blotting Detection Kit** product. Both products work perfectly and the results are even better than pico and femto level products from the major brand I used before. I am very happy with these wonderful products."*

------ NIH/NHLBI, Dr. Pingyuan Wang, Staff Scientist

Please Request Free Products of SuperECL™ Today! (www.lifesct.com/Free-Samples)

Product Name	Cat. #	Size	Price
SuperECL™ Western Blotting Detection Kit	M0013-05	2×50 ml	$149
SuperECL™ Western Blotting Detection Kit	M0013-25	2×250 ml	$349
SuperECL™ Plus Western Blotting Detection Kit	M0053-05	2×50 ml	$249
SuperECL™ Plus Western Blotting Detection Kit	M0053-10	2×100 ml	$389

Please click the link www.lifesct.com/SuperECL for more information

Related Services

Gene Synthesis

Virus Packaging

NGS

Plasmid Preperation

Contact Us

LifeSct LLC

Tel: 240-715-2985
Email: sales@lifesct.com
Website: www.lifesct.com

Case Study

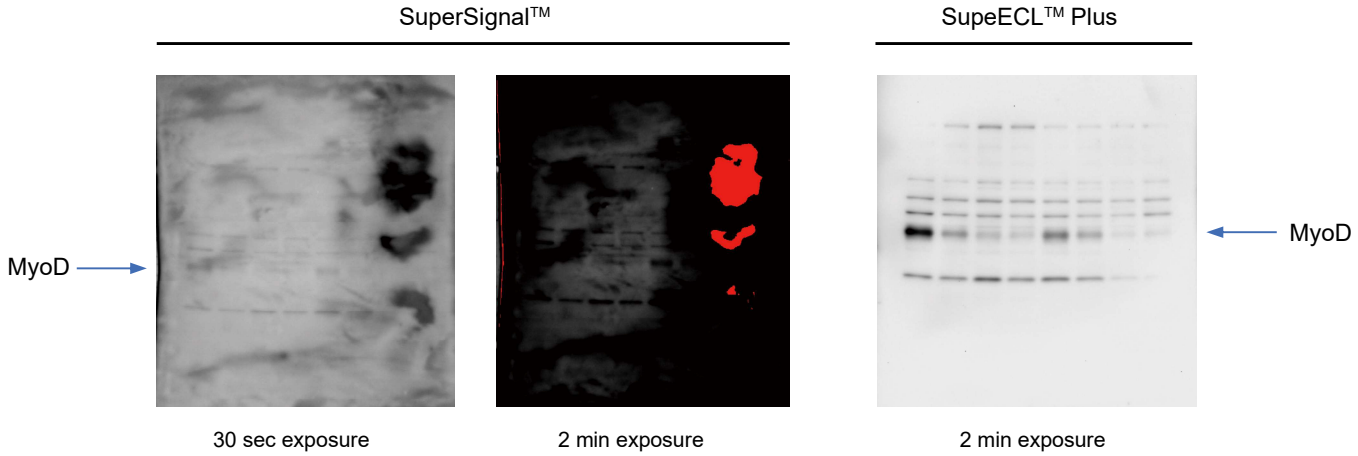

The comparison of SuperECL™ plus and SuperSignal™ (Thermo) on exposure time (Provided by Dr. Pingyuan Wang)

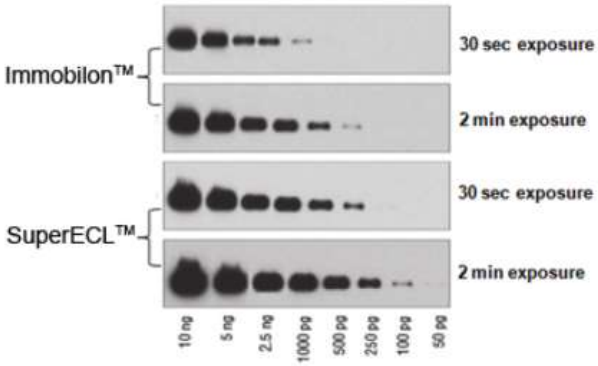

The comparison of exposure time of SuperECL™ with Immobilon™ (Millipore)

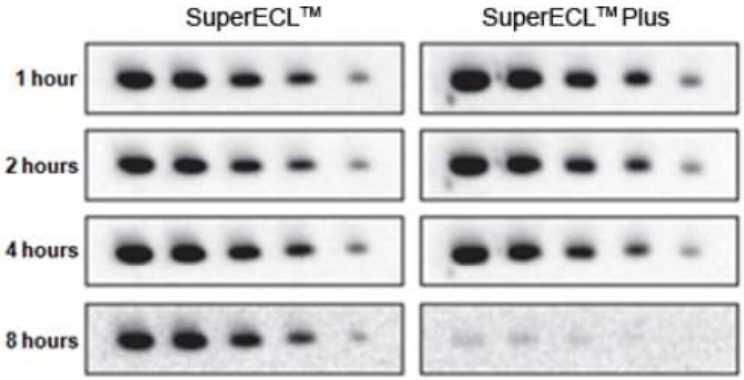

The comparison of signal duration of SuperECL™ with SuperECL™ Plus

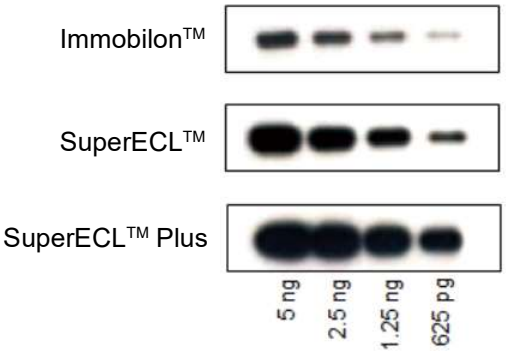

Comparison of sensitivity of SuperECL™ and SuperECL™ Plus with Immobilon™ (Millipore) western blot substrate



Comparison of antibody dilution of SuperECL™ and SuperECL™ Plus with Immobilon™ (Millipore)

Related Products

Product Name	Cat. #	Size	Price
IntactProtein™ Cell-Tissue Lysis Kit	415M	50 ml	$120
BCA Protein Assay Kit	C0121	500 ml	$99